



ColorBar[®]

CLICK STRIP[™]

Labeling System



Color coded indexing reduces filing and retrieval time and virtually eliminates misfiles.

Conveniently sized forms feed into printer at standard envelope settings.

Print color coded letters or numbers to match any popular labeling system.

Unique alignment contours line up with standard end-tab folder tabs for precise label positioning.

Exclusive ColorFit[™] system aligns labels perfectly to ColorBar[®] Folders.

Print names, addresses, account numbers, or any text on both sides of the label for quick identification.

Automatically generate bar codes for electronic tracking using document management software.

Print color coded year codes or color bands that indicate specific types of files.

Color coded filing is only a click away.

Now you can have the efficiencies of a color coded shelf filing system without having to apply multiple labels to your folders. ClickStrip[™] software is a perfect way for small offices and clinics to enjoy the benefits of high density filing with minimal labor and cost.

The easy-to-use software prints all of your file information on a single label strip using your desktop color printer. The labels are quickly applied to folders in one easy step.

If you currently use a multiple label system, ClickStrip can match your colors and design. More than 20 of the most popular alphabetic and numeric indexing systems are preset, including Smead[®], Tab[®], Jeter[®], Barkley[®] and others. Just enter your data and click to print.

If you need a custom format for your filing system, your ColorBar[®] representative can assist in creating a ClickStrip design that fits your specific indexing requirements.



SMEAD
SOFTWARE SOLUTIONS[™]

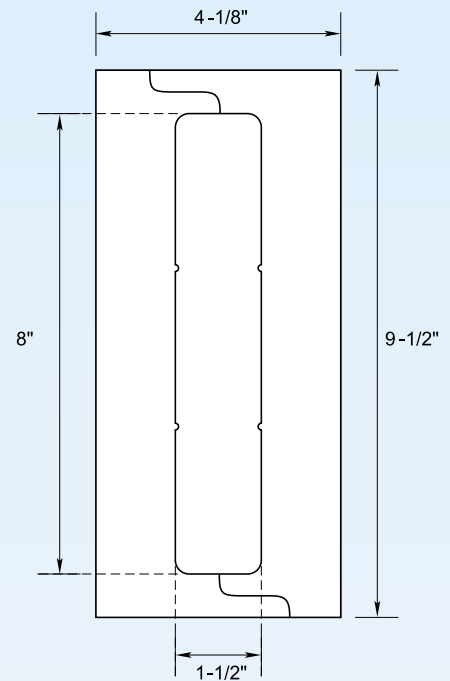
www.smeadsoftware.com



The ClickStrip Singles form is designed to feed into desktop color printers like an envelope. Simply adjust your feed tray to envelope size and fill with forms. The 8-inch label has plenty of room for file headings, bar codes and several color coded bands.

Bar codes can be generated on labels for automatic tracking using document management software such as Smeadlink® or Imagertrax®. You determine the starting number and ClickStrip software generates bar codes in sequence as you key in your label data.

ClickStrip software also saves a log of all of your label data for future export into document management software.



ClickStrip™ comes with more than 20 typical label designs for alphabetic and numeric color coding systems (8 shown). For a custom design, call your ColorBar® representative.

As a single-user application, ClickStrip™ Software for Windows® is the low cost way to begin using time-saving filing techniques such as color coding and shelf filing, while laying the groundwork for a more sophisticated filing system using bar code recognition and document management software.

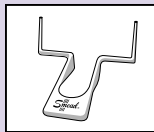
Your ColorBar® representative can help you create custom label designs or can assist in backfile conversions of your existing folders to a more efficient filing system.

Stock No./UPC No.	Product Description
02785	ColorBar® ClickStrip™ Software bundled with 50 ClickStrip™ Singles label forms
02780	50 ColorBar® ClickStrip™ Singles label forms
02775	ColorBar® ClickStrip™ Software

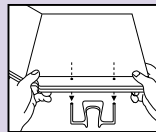
Output color calibrated for EPSON® printers using EPSON® inks. Color matches are always subjective. Exact color matching is not always possible. Custom colormaps can be generated by your ColorBar reseller. EPSON is a registered trademark of Seiko Epson.

Get perfect label positioning every time using one of the ClickStrip™ Singles special alignment features:

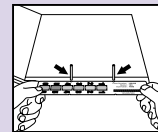
For perfect label positioning on ColorBar® Folders, use our unique ColorFit™ Label Alignment System:



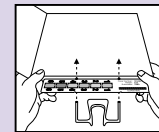
Use Smead Copy Claw (Item No. CC1).



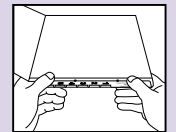
Stack ColorBar folders on posts through holes.



Align notches in label with Copy Claw posts.

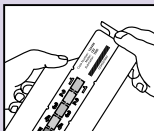


Lift folder with applied label off of Copy Claw.

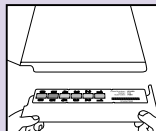


Wrap label around to back side of folder.

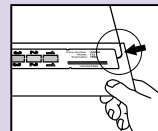
For perfect label positioning on standard folders, align the label flashing with the curve of the folder tab:



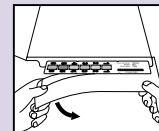
Peel top half of backing off ClickStrip label.



Folder should be open and inside facing up.



Position the label alignment tab with the folder tab.



Peel remaining label backer from rest of label.



Wrap label around to back side of folder.



1-800-216-3832

www.smeadsoftware.com

ColorBar® Smeadlink® and Imagertrax® are registered trademarks of the Smead Manufacturing Company.

ClickStrip™, ColorFit™ and Copy Claw™ are trademarks of the Smead Manufacturing Company. Windows® is a registered trademark of Microsoft Corp.

Tab® is a registered trademark of TAB Products Co. Jeter® is a registered trademark of Jeter Systems Corp. Barkley® is a registered trademark of Barkley Corp. Form No. SSS-CS-02